

## Osaka City Cultural Properties Association

Teaching the Osaka of the future about the Osaka of the past

<http://www.occpa.or.jp/>  
〒540-0006 1-6-41, Hoenzaka, Chuo-ku, Osaka  
TEL: 06-6943-6833  
Osaka City Cultural Properties Association  
Exhibition Room in the Naniwa-no-Miya Investigation Office  
(9:00 - 17:00 on weekday)  
\*The "Machikado Museums" in each city location are also introduced in the website above.



Round and flat eaves tiles with concentric circle pattern (The Naniwa Palace Site, Nara period)

## Osaka City Museum of Modern Art, Planning Office

Nakanoshima in 2021 — A new hub for art will emerge!

<http://www.city.osaka.lg.jp/contents/wdu120/artrip/>  
TEL: 06-6469-5189

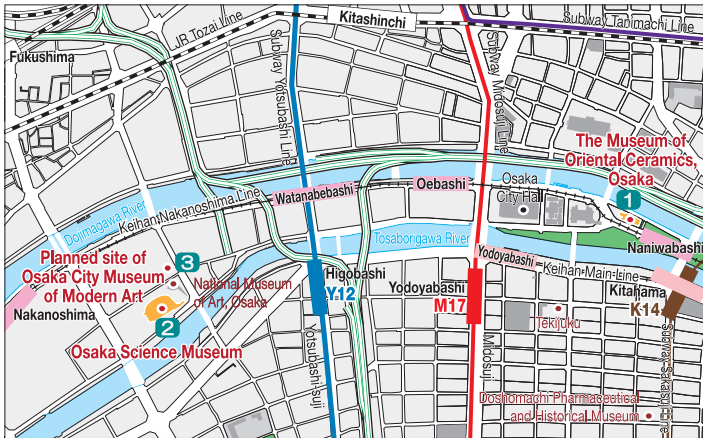
\*A new center for diverse arts opens in 2021 with its significant collection of modern art from Japan and the West.



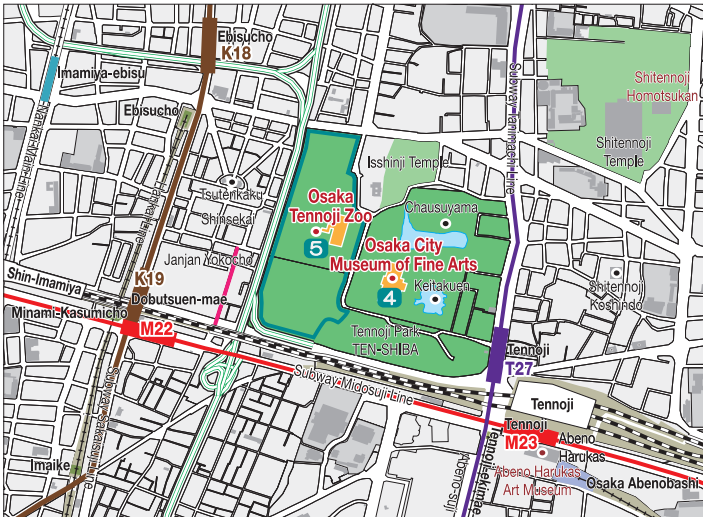
Amedeo Modigliani  
Reclining Nude with Loose Hair, 1917

## Area maps

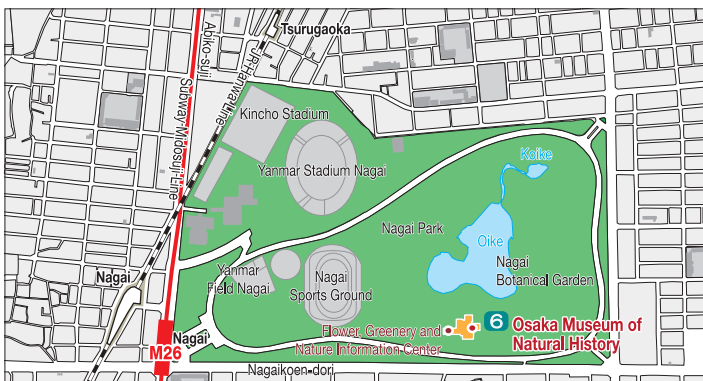
### Nakanoshima Area



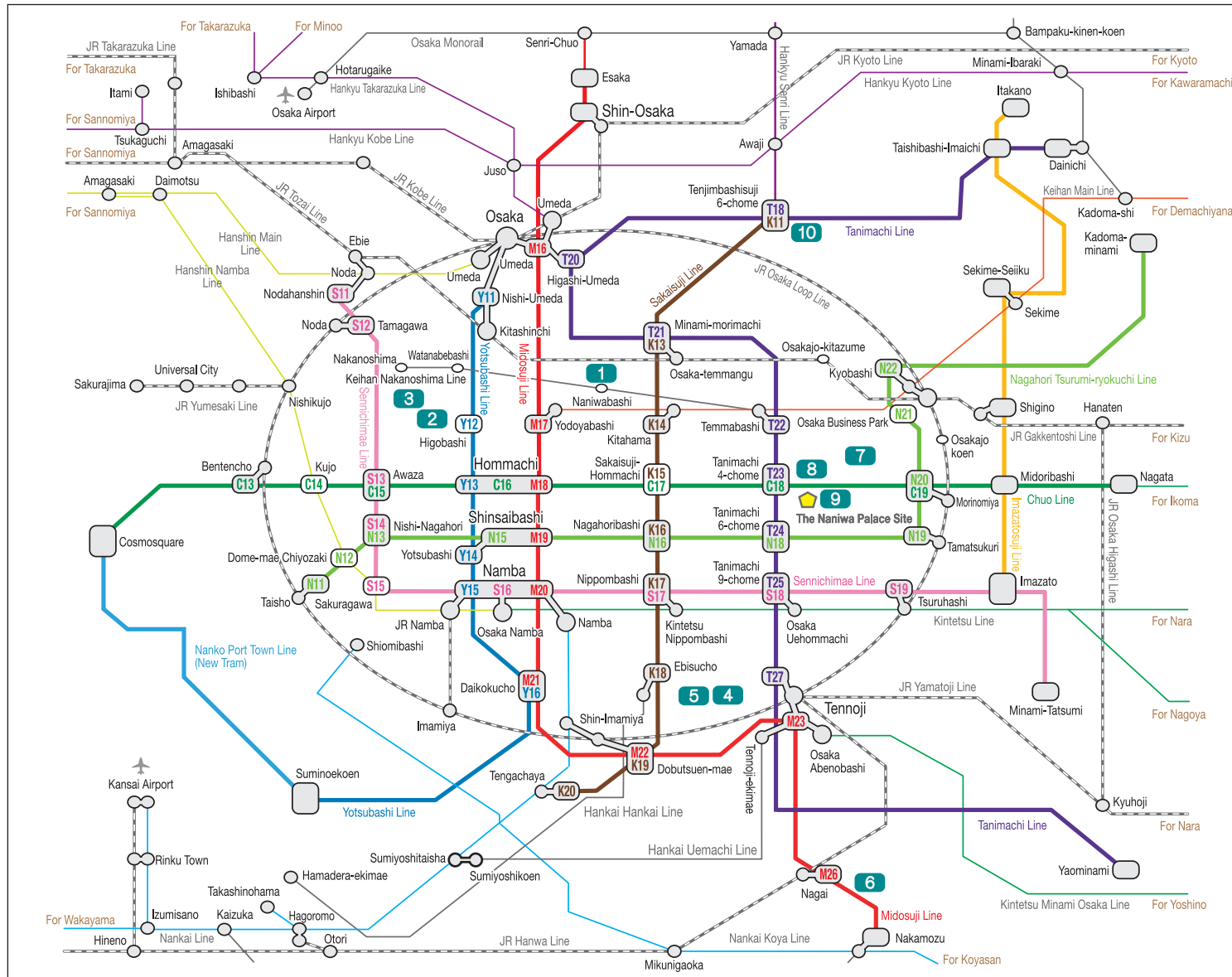
### Tennoji Area



### Nagai Area

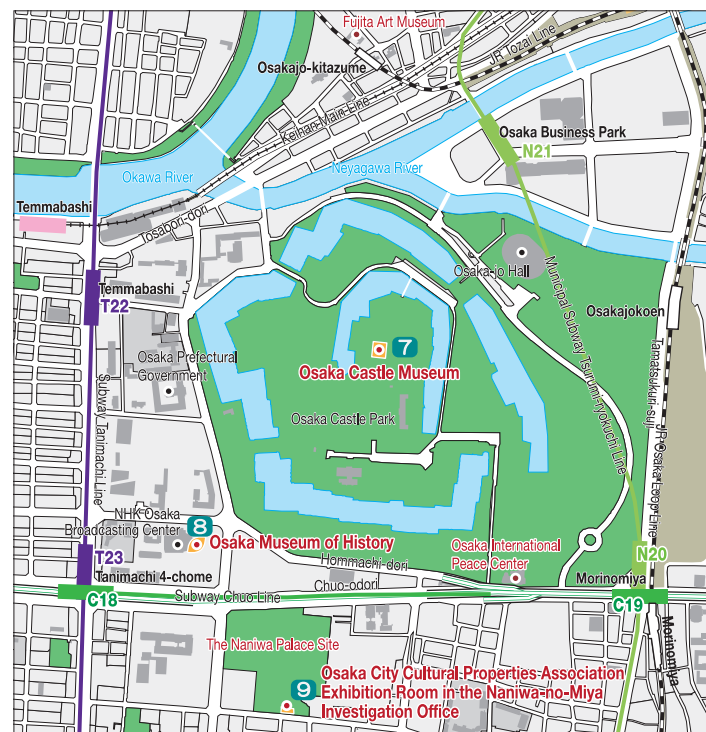


## Map of Major Osaka Area Rail Lines

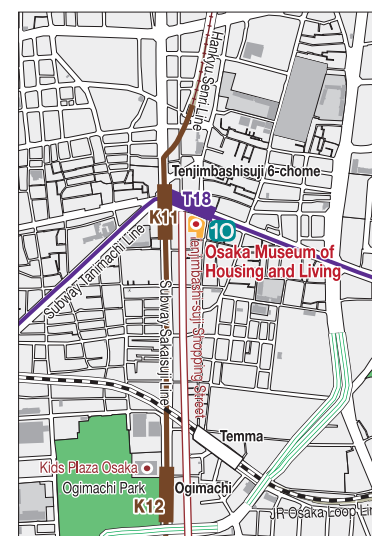


**Nakanoshima Area** 1 The Museum of Oriental Ceramics, Osaka 2 Osaka Science Museum 3 Planned site of Osaka City Museum of Modern Art  
**Tennoji Area** 4 Osaka City Museum of Fine Arts 5 Osaka Tennoji Zoo  
**Uemachi-kita Area** 7 Osaka Castle Museum 8 Osaka Museum of History 9 Osaka City Cultural Properties Association  
**Tenjimbashisuji 6-chome Area** 10 Osaka Museum of Housing and Living

### Uemachi-kita Area



### Tenjimbashisuji 6-chome Area



## Osaka Museums

### Museum information

Information on exhibitions, related events and programs, and cultural heritage from Osaka City museums and zoo



Scan the QR code to access Osaka Museums!

[http://www.ocmo.jp/museums/museums\\_info\\_en/](http://www.ocmo.jp/museums/museums_info_en/)

Issued **November 2017**  
by Osaka City Museum Organization



平成 29 年度  
文化庁 地域の核となる  
美術館・歴史博物館  
文化庁 支援事業

Map scale 0 500m  
Follow rules for mobile phone use in public.

# Osaka Museums Guide



Guide to Osaka City museums  
<http://www.ocmo.jp/museums/>

- Osaka Museum of History
- Osaka Museum of Housing and Living
- Osaka Castle Museum
- Osaka City Cultural Properties Association
- The Museum of Oriental Ceramics, Osaka
- Osaka City Museum of Fine Arts
- Osaka City Museum of Modern Art, Planning Office
- Osaka Museum of Natural History
- Osaka Science Museum
- Osaka Tennoji Zoo
- History
- Art
- Nature and Science



## Osaka Museum of Housing and Living



Why don't you travel back in time to the town of Osaka in the Edo era?

<http://www.konjyakukan.com/>  
〒530-0041 6-4-20, Tenjimbashi, Kita-ku, Osaka, Housing Information Center Building 8F  
TEL: 06-6242-1170 FAX: 06-6354-8601  
[Access]“Tenjimbashisuji Rokuchome” subway and Hankyu station (exit No. 3).  
[Hours of Operation]10:00 - 17:00 (Last admission by 30 minutes before closing time)  
[Closed days]Tuesdays, New Year's holidays; museum may occasionally be closed on usual museum days or open during usual closures.  
[Admission Fees]Adults: 600 JPY, University and high-school students: 300 JPY, free admission for middle school students and younger  
\*Must pay separately for special exhibits  
☐ Audio guide available (charged)  
☐ Free Wi-Fi available

Left: 9F Permanent Exhibition Room  
Right: Living Space Theater “Our First Television”

## The Museum of Oriental Ceramics, Osaka



Have one-on-ones with ceramics in a calm environment.

<http://www.moco.or.jp>  
〒530-0005 1-1-26, Nakanoshima, Kita-ku, Osaka (East side of the Osaka City Central Public Hall)  
TEL: 06-6223-0055 FAX: 06-6223-0057  
[Access]Approximately 400 m from “Yodoyabashi” station (exit No. 1) on the Subway/Keihan Lines, as well as “Kitahama” station (exit No. 26).  
Right near “Naniwabashi” station on the Keihan Nakanoshima Line.  
[Hours of Operation]9:30 - 17:00 (Last admission by 30 minutes before closing time)  
[Closed days]Mondays (unless Monday is a national holiday, in which case the museum will be closed the following weekday), while exhibitions are being changed, New Year's holidays  
[Admission Fees]Adults: 500 JPY, University and high-school students: 300 JPY, free admission for middle school students and younger  
\*A different fee may apply to temporary exhibitions and special exhibitions.  
☐ Audio guide available (charged) ☐ Free Wi-Fi available ☐ Credit cards accepted

Left: Important Cultural Property, Porcelain with design of birds and flowers in cloisonné style (*fahua* ware), Ming dynasty, 15th Century  
Right: 2nd floor lobby 1 illuminated by natural light

## Osaka City Museum of Fine Arts



Come face-to-face with perspectives of various collectors!

<http://www.osaka-art-museum.jp/>  
〒543-0063 1-82, Chausuyama-cho, Tennoji-ku, Osaka (Within Tennoji Park)  
TEL: 06-6771-4874 FAX: 06-6771-4856  
[Access]Approximately 400 m northeast from JR “Tennoji” station central ticket gate, “Tennoji” subway station (exits No. 15 and 16), Kintetsu “Osaka Abenobashi” station west ticket gate, and Hankai Tramway Uemachi Line “Tennoji-ekimae” station.  
[Hours of Operation]9:30 - 17:00 (Last admission by 30 minutes before closing time)  
[Closed days]Mondays (unless Monday is a national holiday, in which case the museum will be closed the following weekday), while exhibitions are being changed, New Year's holidays  
[Admission Fees]Adults: 300 JPY, University and high-school students: 200 JPY, free admission for middle school students and younger  
\*Must pay separately for special exhibits/displays  
☐ Credit cards accepted

Left: Head of Standing Buddha From Longmen Grottoes Fengxiansidong Cave, Henan Province, Tang dynasty, Early 8th century  
Right: Important Cultural Property, Shell Gathering, Katsushika Hokusai, Edo period, Early 19th century

## Osaka Tennoji Zoo



Experience an African savannah in the city!

<http://www.city.osaka.lg.jp/contents/wdu170/tennojizoo/>  
〒543-0063 1-108, Chausuyama-cho, Tennoji-ku, Osaka  
TEL: 06-6771-8401 FAX: 06-6772-4633  
[Access]Approximately 900 m from JR “Tennoji” station central ticket gate and “Tennoji” subway station (exits No. 5, 15, and 16).  
Approximately 300 m from “Dobutsuemmae” subway station (exit No.1).  
Approximately 500 m from “Ebisucho” subway station (exit No. 3).  
[Hours of Operation]9:30 - 17:00 (Last admission by 16:00)  
(Open until 18:00 on Sat, Sun, and holidays on May and September, last admission by 17:00)  
[Closed days]Mondays (unless Monday is a national holiday, in which case the museum will be closed the following weekday), New Year's holidays  
[Admission Fees]Adults: 500 JPY, Elementary and middle school students: 200 JPY  
Pre-schoolers and younger are admitted for free  
Individuals who are residents of or students in Osaka, as well as elementary and middle school students of Osaka's municipal schools (including out-of-city Osaka municipal schools) are admitted for free. Must provide certification.  
☐ Free Wi-Fi available  
☐ Credit cards accepted (at shop only)

Photo: Giraffe

## Osaka Castle Museum



Feast your eyes on the epic era of the samurai

<http://www.osakacastle.net/>  
〒540-0002 1-1, Osakajo, Chuo-ku, Osaka  
TEL: 06-6941-3044 FAX: 06-6941-2197  
[Access]1.5 to 2 km from the “Temmabashi” subway station (exit No. 3), “Tanimachi Yonchome” station (exits No. 1-B and 9), “Morinomiya” station (exits No. 1 and 3-B), “Osaka Business Park” station (exit No. 1), JR stations “Morinomiya”, “Osaka-jo Koen”, and “Osaka-jo Kitazume”, and Keihan “Temmabashi” station.  
[Hours of Operation]9:00 - 17:00 (Last admission by 30 minutes before closing time)  
[Closed days]December 28th to January 1st  
[Admission Fees]Adults: 600 JPY, free admission for children aged 15 and under (ID required)  
☐ Audio guide available (free of charge)  
☐ Credit cards accepted (at shop only)

Left: Armor with five-part cuirass of *Okegawa-do* type, braided with brown cord  
Center: Important Cultural Property, Folding Screen illustrating the Summer War in Osaka  
Right: Armor with *makie*-lacquered two-part cuirass, bearing the design of the sun, the moon, and a dragon

## Osaka Museum of History



Traversing the Osaka history, from ancient times to the modern era

<http://www.mus-his.city.osaka.jp/>  
〒540-0008 4-1-32, Otemae, Chuo-ku, Osaka  
TEL: 06-6946-5728 FAX: 06-6946-2662  
[Access]“Tanimachi Yonchome” subway station (exits No. 2 or 9).  
[Hours of Operation]9:30 - 17:00 (Last admission by 30 minutes before closing time)  
[Closed days]Tuesdays (unless Tuesday is a national holiday, in which case the museum will be closed the following weekday), New Year's holidays  
[Admission Fees]Adults: 600 JPY, University and high-school students: 400 JPY, free admission for middle school students and younger  
\*Must pay separately for special exhibits  
☐ Audio guide available (charged)  
☐ Free Wi-Fi available

Left: 7F Modern and Contemporary Period Floor  
Above right: 10F The Ancient Period Floor  
Below right: 9F Middle Ages and Early Modern Period Floor

## Osaka Museum of Natural History



Look to nature and enjoy learning.

<http://www.mus-nh.city.osaka.jp/>  
〒546-0034 1-23, Nagai Park, Higashi-Sumiyoshi-ku, Osaka  
TEL: 06-6697-6221 FAX: 06-6697-6225  
[Access]Approximately 800 m from the “Nagai” subway station (exit No. 3).  
Approximately 1 km from JR “Nagai” station (east exit).  
[Hours of Operation]9:30 - 17:00 (Museum closes at 16:30 during November to February) (Last admission by 30 minutes before closing)  
[Closed days]Mondays (unless Monday is a national holiday, in which case the museum will be closed the following weekday), New Year's holidays  
[Admission Fees]Adults: 300 JPY, University and high-school students: 200 JPY, free admission for middle school students and younger  
\*Must pay separately for special exhibits

Photo: Skeleton specimens of a fin whale and a sperm whale

## Osaka Science Museum



Your eyes on, touch with your hands, and enjoy science in the whole body.

<http://www.sci-museum.jp/>  
〒530-0005 4-2-1, Nakanoshima, Kita-ku, Osaka  
TEL: 06-6444-5656 FAX: 06-6444-5657  
[Access]Approximately 500 m to the west from “Higobashi” subway station (exit No. 3).  
Approximately 400 m southwest from “Watanabebashi” station (exit No.2) on the Keihan Nakanoshima Line.  
[Hours of Operation]9:30 - 17:00 The last admission time to the exhibition hall is 16:30.  
The last program of the planetarium is shown at 16:00.  
[Closed days]Mondays (unless Monday is a national holiday, in which case the museum will be closed the following weekday), New Year's holidays, may have temporary closings  
[Admission Fees]Adults: 400 JPY, University and high-school students: 300 JPY, free admission for middle school students and younger for the exhibition hall.  
\*Must pay separately for the Planetarium  
☐ Free Wi-Fi available

Left: Planetarium Hall  
Right: Space suit (replica)